



**Round 3 - Phillip Island GP Circuit - September 3 & 4**  
**SUPERSPORT 300**

Date: 03/09/22  
Event: Q01  
Weather: Mostly cloudy - Temp: 9.8C  
Track: Wet

**Qualifying 1**

Started at: 09:07:47  
Laps: 10 Min  
Starters: 16  
Printed at: 9:54


**PROVISIONAL CLASSIFICATION**

Pos	No	Name	Machine	Fastest Lap	On Lap	Behind Leader	Behind Prev	Top Speed
1	2	Luke JHONSTON / The Bike Vault / Axle Armour / RBT Suppliers / AGV	Yamaha R3 321	2:03.592	3 of 5			177
2	25	Brodie GAWITH / Ricondi / AGV / TCX / Peter Stevens M-cycles	Yamaha R3 321	2:04.241	4 of 4	.649	.649	182
3	45	Jamie PORT / Yamaha / AGV / Ricondi / Pirelli / Motul	Yamaha R3 321	2:04.663	5 of 5	1.071	.422	172
4	95	Matthew RINDEL / StayUpright / The Grinning Dingo / AMX / Woodcraft / Shoei / DeWith M-sport	Yamaha R3 321	2:07.215	5 of 5	3.623	2.552	179
5	28	Tayla RELPH / South West Track Days / South West Media Productions	Yamaha R3 321	2:07.502	5 of 5	3.910	.287	169
6	33	Jack FAVELLE / MotoCity	Yamaha R3 321	2:07.785	5 of 5	4.193	.283	172
7	13	Marcus HAMOD / Motocity / AGV / Pirelli / Jekyl and Hyde	Yamaha R3 321	2:09.679	2 of 2	6.087	1.894	175
8	57	Cooper ROWNTREE / Anytime Fitness / Baseline Fabrication	Yamaha R3 321	2:09.903	5 of 5	6.311	.224	174
9	32A	Jai RUSSO / Russo Performance / MotoStars / Ricondi / AGV Helmets / TCX Boots	Yamaha R3 321	2:11.802	4 of 4	8.210	1.899	177
10	91	Taiyo AKSU	Yamaha R3 321	2:13.202	3 of 4	9.610	1.400	173
11	61	Ella MCCAUSLAND / South West Track Days	Husqvarna TC 85	2:13.340	3 of 3	9.748	.138	171
12	32	Riley BRENNAN	Kawasaki EX 400	2:13.654	3 of 3	10.062	.314	174
13	17	Oliver SHORT / MotoHeaven / Doyle & Shields / James OHagan Photography / Eastern Signs	Kawasaki EX 400	2:13.913	2 of 2	10.321	.259	173
14	27	Toby JAMES	Yamaha R3 321	2:24.743	2 of 4	21.151	10.830	163
15	72	Hossain SHARIAR	Kawasaki EX 400	2:25.567	4 of 4	21.975	.824	161
16	95A	Tara MORRISON / Fearless Motorcycles	Kawasaki EX 400	.000	0 of 1			

Current qualifying record for SS300 class - 1:47.696 by Hunter FORD (NSW) on a Yamaha YZF-R3 set on 13/10/18

The results are provisional until the end of the time limit for protests and appeals.


  
Chief Timekeeper - Scott Laing

  
Clerk of Course - Tony Bolin



**COMPUTIME RACE TIMING SYSTEMS PTY LTD**  
**www.computime.com.au**

E-mail: scott@computime.com.au / Ph: 0418 17 13 17





**Round 3 - Phillip Island GP Circuit - September 3 & 4**  
**SUPERSPORT 300**

**Qualifying 1**

Date: 03/09/22  
 Event: Q01  
 Weather: Mostly cloudy - Temp: 9.8C  
 Track: Wet


Started at: 09:07:47  
 Laps: 10 Min  
 Starters: 16  
 Printed at: 9:54


**PROVISIONAL LAP TIMES**

No	Name	Lap 1	Lap 2	Lap 3	Lap 4	Lap 5
2	Luke JHONSTON	2:09.891	2:04.293	<b>2:03.592</b>	3:14.957	2:05.452
13	Marcus HAMOD	2:13.610	<b>2:09.679</b>			
17	Oliver SHORT	2:14.739	<b>2:13.913</b>			
25	Brodie GAWITH	2:19.526	2:06.862	2:06.458	<b>2:04.241</b>	
27	Toby JAMES	2:31.543	<b>2:24.743</b>	3:43.894	2:39.251	
28	Tayla RELPH	2:16.155	2:09.906	2:10.012	2:08.196	<b>2:07.502</b>
32	Riley BRENNAN	2:31.295	2:18.184	<b>2:13.654</b>		
32A	Jai RUSSO	2:24.479	2:13.885	2:12.670	<b>2:11.802</b>	
33	Jack FAVELLE	2:19.997	2:11.282	2:14.283	2:09.886	<b>2:07.785</b>
45	Jamie PORT	2:13.235	2:07.654	2:06.374	2:05.229	<b>2:04.663</b>
57	Cooper ROWNTREE	2:27.701	2:15.435	2:13.421	2:12.431	<b>2:09.903</b>
61	Ella MCCAUSLAND	2:25.428	2:18.280	<b>2:13.340</b>		
72	Hossain SHARIAR	2:45.005	2:46.078	2:28.063	<b>2:25.567</b>	
91	Taiyo AKSU	2:22.244	2:14.497	<b>2:13.202</b>	2:17.180	
95	Matthew RINDEL	2:16.824	2:11.996	2:07.228	2:08.240	<b>2:07.215</b>
95A	Tara MORRISON	3:29.499				

The results are provisional until the end of the time limit for protests and appeals.


  
 Chief Timekeeper - Scott Laing

  
 Clerk of Course - Tony Bolin



**COMPUTIME RACE TIMING SYSTEMS PTY LTD**  
**www.computime.com.au**

E-mail: scott@computime.com.au / Ph: 0418 17 13 17





**Round 3 - Phillip Island GP Circuit - September 3 & 4**  
**SUPERSPORT 300**

**Qualifying 1**

Date: 03/09/22  
 Event: Q01  
 Weather: Mostly cloudy - Temp: 9.8C  
 Track: Wet

Started at: 09:07:47  
 Laps: 10 Min  
 Starters: 16  
 Printed at: 9:54

**PROVISIONAL SPLIT TIMES**

Lap	Split 1	Split 2	Split 3	Split 4	Lap Time	Spd	Lap	Split 1	Split 2	Split 3	Split 4	Lap Time	Spd
<b>2 Luke JHONSTON (1st)</b>							1	37.056	39.576	25.791	37.574	2:19.997 P	
1	33.774	36.965	23.667	35.485	2:09.891 P		2	32.545	37.368	24.934	36.435	2:11.282	170
2	30.296	35.807	23.383	34.807	2:04.293	175	3	32.015	40.501	25.527	36.240	2:14.283	172
3	30.225	35.558	23.340	<b>34.469</b>	<b>2:03.592</b>	176	4	32.295	37.208	24.231	36.152	2:09.886	172
4	<b>29.887</b>	35.477	<b>23.172</b>	1:46.421	3:14.957	177	5	<b>31.564</b>	<b>36.681</b>	<b>23.854</b>	<b>35.686</b>	<b>2:07.785</b>	172
5	32.350	<b>35.295</b>	23.290	34.517	2:05.452 P		<b>45 Jamie PORT (3rd)</b>						
<b>13 Marcus HAMOD (7th)</b>							1	34.071	37.831	25.080	36.253	2:13.235 P	
1	35.014	37.726	24.557	36.313	2:13.610 P		2	31.307	36.384	24.301	35.662	2:07.654	170
2	<b>31.283</b>	<b>37.976</b>	<b>24.479</b>	<b>35.941</b>	<b>2:09.679</b>	175	3	30.804	36.021	24.242	35.307	2:06.374	170
<b>17 Oliver SHORT (13th)</b>							4	30.712	35.869	<b>23.906</b>	<b>34.742</b>	2:05.229	172
1	34.350	38.529	25.397	36.463	2:14.739 P		5	<b>30.330</b>	<b>35.624</b>	23.911	34.798	<b>2:04.663</b>	172
2	<b>34.410</b>	<b>38.488</b>	<b>24.928</b>	<b>36.087</b>	<b>2:13.913</b>	171	<b>57 Cooper ROWNTREE (8th)</b>						
<b>25 Brodie GAWITH (2nd)</b>							1	39.628	42.261	26.693	39.119	2:27.701 P	
1	39.941	38.934	24.507	36.144	2:19.526 P		2	33.297	39.116	25.671	37.351	2:15.435	173
2	30.358	37.034	24.248	35.222	2:06.862	182	3	32.746	38.682	25.232	36.761	2:13.421	174
3	31.019	36.526	23.922	34.991	2:06.458	172	4	31.876	<b>37.097</b>	<b>24.649</b>	38.809	2:12.431	174
4	<b>30.199</b>	<b>35.790</b>	<b>23.489</b>	<b>34.763</b>	<b>2:04.241</b>	173	5	<b>31.648</b>	37.233	24.733	<b>36.289</b>	<b>2:09.903</b>	174
<b>27 Toby JAMES (14th)</b>							<b>61 Ella MCCAUSLAND (11th)</b>						
1	38.222	42.598	28.476	42.247	2:31.543 P		1	38.067	41.392	27.163	38.806	2:25.428 P	
2	36.067	40.670	27.703	<b>40.303</b>	<b>2:24.743</b>	161	2	34.377	40.276	26.092	37.535	2:18.280	164
3	<b>34.794</b>	<b>40.663</b>	<b>27.557</b>	2:00.880	3:43.894	163	3	<b>32.864</b>	<b>38.737</b>	<b>25.468</b>	<b>36.271</b>	<b>2:13.340</b>	170
4	46.577	42.450	28.244	41.980	2:39.251 P		<b>72 Hossain SHARIAR (15th)</b>						
<b>28 Tayla RELPH (5th)</b>							1	44.688	47.684	30.871	41.762	2:45.005 P	
1	36.133	38.697	25.163	36.162	2:16.155 P		2	39.403	2:06.675			2:46.078	104
2	32.169	37.004	24.677	36.056	2:09.906	167	3	38.109	<b>41.519</b>	28.596	39.839	2:28.063 P	
3	32.267	37.294	24.513	35.938	2:10.012	166	4	<b>35.485</b>	42.880	<b>27.754</b>	<b>39.448</b>	<b>2:25.567</b>	161
4	31.675	37.015	<b>24.133</b>	<b>35.373</b>	2:08.196	169	<b>91 Taiyo AKSU (10th)</b>						
5	<b>31.254</b>	<b>36.580</b>	24.177	35.491	<b>2:07.502</b>	169	1	40.370	39.374	25.243	37.257	2:22.244 P	
<b>32 Riley BRENNAN (12th)</b>							2	<b>32.651</b>	39.099	25.506	37.241	2:14.497	173
1	39.730	41.886	28.005	41.674	2:31.295 P		3	32.913	<b>37.822</b>	<b>25.251</b>	<b>37.216</b>	<b>2:13.202</b>	167
2	34.011	39.211	26.213	38.749	2:18.184	169	4	34.198	39.363	25.297	38.322	2:17.180	169
3	<b>32.721</b>	<b>38.820</b>	<b>25.768</b>	<b>36.345</b>	<b>2:13.654</b>	171	<b>95 Matthew RINDEL (4th)</b>						
<b>32A Jai RUSSO (9th)</b>							1	36.336	38.632	25.390	36.466	2:16.824 P	
1	38.844	41.164	26.483	37.988	2:24.479 P		2	32.180	37.889	25.189	36.738	2:11.996	172
2	32.463	39.413	25.214	36.795	2:13.885	176	3	31.308	<b>36.504</b>	24.221	<b>35.195</b>	2:07.228	176
3	<b>31.974</b>	38.733	24.974	36.989	2:12.670	177	4	31.637	36.994	24.314	35.295	2:08.240	179
4	32.138	<b>38.409</b>	<b>24.583</b>	<b>36.672</b>	<b>2:11.802</b>	175	5	<b>31.284</b>	36.522	<b>24.181</b>	35.228	<b>2:07.215</b>	177
<b>33 Jack FAVELLE (6th)</b>							<b>95A Tara MORRISON (16th)</b>						
							1	39.610	40.358	25.843	1:43.688	3:29.499 P	

The results are provisional until the end of the time limit for protests and appeals.


*Scott Laing*  
 Chief Timekeeper - Scott Laing

*Tony Bolin*  
 Clerk of Course - Tony Bolin



**COMPUTIME RACE TIMING SYSTEMS PTY LTD**  
**www.computime.com.au**

E-mail: scott@computime.com.au / Ph: 0418 17 13 17





**Round 3 - Phillip Island GP Circuit - September 3 & 4**  
**SUPERSPORT 300**

**Qualifying 1**

Date: 03/09/22  
 Event: Q01  
 Weather: Mostly cloudy - Temp: 9.8C  
 Track: Wet

Started at: 09:07:47  
 Laps: 10 Min  
 Starters: 16  
 Printed at: 9:54


**PROVISIONAL FASTEST LAPS SEQUENCE**

Race Time	No	Name	Machine	Fastest Lap	On Lap
2:47.253	2	Luke JHONSTON	Yamaha R3 321	2:09.891	1
4:51.546	2	Luke JHONSTON	Yamaha R3 321	2:04.293	2
6:55.138	2	Luke JHONSTON	Yamaha R3 321	2:03.592	3

The results are provisional until the end of the time limit for protests and appeals.


*Scott Laing*  
 Chief Timekeeper - Scott Laing

*Tony Bolin*  
 Clerk of Course - Tony Bolin



**COMPUTIME RACE TIMING SYSTEMS PTY LTD**  
**www.computime.com.au**

E-mail: scott@computime.com.au / Ph: 0418 17 13 17





**Round 3 - Phillip Island GP Circuit - September 3 & 4**  
**SUPERSPORT 300**

**Qualifying 1**

Date: 03/09/22  
 Event: Q01  
 Weather: Mostly cloudy - Temp: 9.8C  
 Track: Wet

Started at: 09:07:47  
 Laps: 10 Min  
 Starters: 16  
 Printed at: 9:54


**PROVISIONAL BEST PARTIAL TIMES**

Pos	Split 1		Split 2		Split 3		Split 4		LAP		
	Name	Time	Name	Time	Name	Time	Name	Time	Name	Ideal	Fastest
1	L. JHONSTON	29.887	L. JHONSTON	35.295	L. JHONSTON	23.172	L. JHONSTON	34.469	L. JHONSTON	2:02.823	2:03.592
2	B. GAWITH	30.199	J. PORT	35.624	B. GAWITH	23.489	J. PORT	34.742	B. GAWITH	2:04.241	2:04.241
3	J. PORT	30.330	B. GAWITH	35.790	J. FAVELLE	23.854	B. GAWITH	34.763	J. PORT	2:04.602	2:04.663
4	T. RELPH	31.254	M. RINDEL	36.504	J. PORT	23.906	M. RINDEL	35.195	M. RINDEL	2:07.164	2:07.215
5	M. HAMOD	31.283	T. RELPH	36.580	T. RELPH	24.133	T. RELPH	35.373	T. RELPH	2:07.340	2:07.502
6	M. RINDEL	31.284	J. FAVELLE	36.681	M. RINDEL	24.181	J. FAVELLE	35.686	J. FAVELLE	2:07.785	2:07.785
7	J. FAVELLE	31.564	C. ROWNTRE	37.097	M. HAMOD	24.479	M. HAMOD	35.941	M. HAMOD	2:09.429	2:09.679
8	C. ROWNTRE	31.648	M. HAMOD	37.726	J. RUSSO	24.583	O. SHORT	36.087	C. ROWNTRE	2:09.683	2:09.903
9	J. RUSSO	31.974	T. AKSU	37.822	C. ROWNTRE	24.649	E. MCCAUSLA	36.271	J. RUSSO	2:11.638	2:11.802
10	E. MCCAUSLA	32.463	J. RUSSO	38.409	O. SHORT	24.928	C. ROWNTRE	36.289	R. BRENNAN	2:12.682	2:13.654
11	R. BRENNAN	32.570	O. SHORT	38.488	T. AKSU	25.243	R. BRENNAN	36.345	O. SHORT	2:12.909	2:13.913
12	T. AKSU	32.651	R. BRENNAN	38.522	R. BRENNAN	25.245	J. RUSSO	36.672	T. AKSU	2:12.932	2:13.202
13	O. SHORT	33.406	E. MCCAUSLA	38.737	E. MCCAUSLA	25.468	T. AKSU	37.216	E. MCCAUSL	2:12.939	2:13.340
14	T. JAMES	34.794	T. MORRISON	40.358	T. MORRISON	25.843	H. SHARIAR	39.448	T. JAMES	2:23.317	2:24.743
15	H. SHARIAR	35.485	T. JAMES	40.663	T. JAMES	27.557	T. JAMES	40.303	H. SHARIAR	2:24.206	2:25.567
16	T. MORRISON	39.610	H. SHARIAR	41.519	H. SHARIAR	27.754	T. MORRISON	1:43.6	T. MORRISON	3:29.499	

The results are provisional until the end of the time limit for protests and appeals.

*Scott Laing*  
 Chief Timekeeper - Scott Laing

*Tony Bolin*  
 Clerk of Course - Tony Bolin



**COMPUTIME RACE TIMING SYSTEMS PTY LTD**  
**www.computime.com.au**

E-mail: scott@computime.com.au / Ph: 0418 17 13 17

